

# Structural system XF


## Contents

System information.....	431	Feet XF .....	433
Beams XF .....	432	Enclosure components XF .....	434
Connectors XF .....	432		

## System information



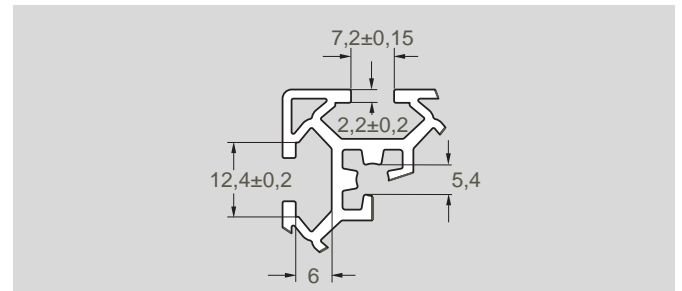
### Features



The XF system includes two basic beam types:

- support beams (XFBM) in cross-sectional dimensions 30 mm x 30 mm and 30 mm x 60 mm
- several enclosure beams (XFEB) intended for enclosure frameworks.

### T-slot dimensions



All support beams have holes for M6 screws in the corners for connecting mounting plates, end plates etc. Always use roller threading to ensure a reliable screw connection.

PO  
CC  
X45  
XS  
X65  
X65P  
X85  
X85P  
XH  
XK  
XKP  
X180  
X300  
GR  
CS  
XT  
WL  
WK  
XC  
XF  
XD  
ELV  
CTL  
FST  
TR  
APX  
IDX

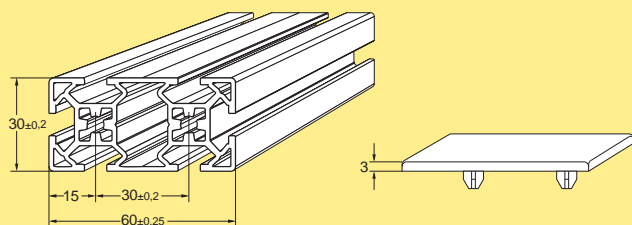
# Beams XF

## Beam specifications

Beam type	Cross-section mm <sup>2</sup>	Weight kg/m	I <sub>x</sub> mm <sup>4</sup> ×10 <sup>4</sup>	I <sub>y</sub> mm <sup>4</sup> ×10 <sup>4</sup>	W <sub>x</sub> mm <sup>3</sup> ×10 <sup>3</sup>	W <sub>y</sub> mm <sup>3</sup> ×10 <sup>3</sup>
XFBM ..x30	345	0,93	3,00	3,00	2,00	2,00
XFBM ..x30x60	582	1,57	21,3	5,29	7,11	3,53
XFEB ..x30	342	0,92	2,99	2,99	1,99	1,99
XFEB ..x30 T3	340	0,91	2,92	3,01	1,95	2,00
XFEB ..x30 T2	340	0,91	2,94	2,94	1,96	1,96
XFEB ..x30/30	236	0,64	-	-	-	-
XFEB ..x30/45	254	0,69	-	-	-	-
XFEB ..x30/60	194	0,52	-	-	-	-

## Support beams

### Support beam 30x60



Beam 30 mm × 60 mm  
Aluminium, anodized  
Length 3 m (3030 ±5 mm)  
Length to order (30- 3000 mm)

**XFBM 3x30x60**  
**XFEB Lx30x60**

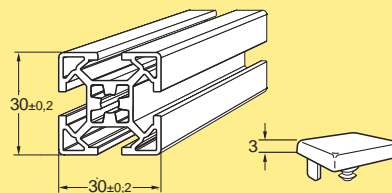
End cap, polyamide, grey **XFBE 30x60\***

*T-slot dimensions: See page 431.*

*Beam weight: 1,57 kg/m*

*\*Note. Must be ordered in multiples of 10*

### Support beam 30x30



Beam 30 mm × 30 mm  
Aluminium, anodized  
Length 3 m (3030 ±5 mm)  
Length to order (30- 3000 mm)

**XFBM 3x30**  
**XFEB Lx30**

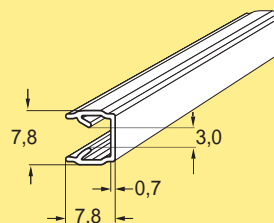
End cap, polyamide, grey **XFBE 30\***

*T-slot dimensions: See page 431.*

*Beam weight: 0,93 kg/m*

*\*Note. Must be ordered in multiples of 10*

### Cover strip



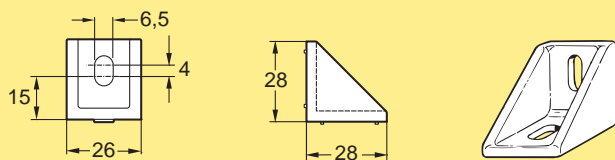
Cover strip for T-slot  
Length 3 m  
Polyvinyl chloride, grey **XFAC 3 T**

## Beams for enclosures

FLexLink beams for enclosures: see page 434.

## Connectors XF

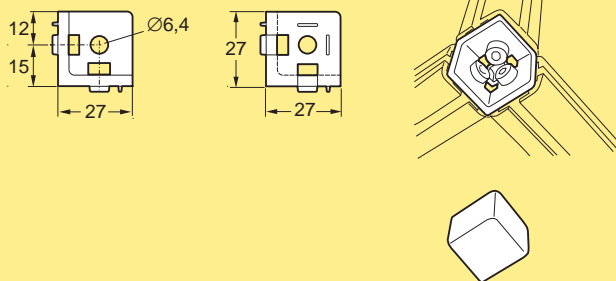
### Angle bracket, die-cast, 28x28x26



Angle bracket  
Aluminium, die-cast **XFFA 30 A**

*Mounting: MLC6S 6x12 (2), BRB 6,4x12 (2), XFAN 6 (2)*

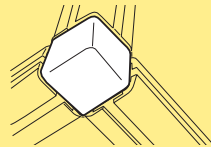
### Angle bracket for corners, die-cast



Angle bracket for corners  
Zinc, die-cast **XFFA 30 C**

*Mounting: MC6S-TT 6x30 (3)*

End cap for corner bracket

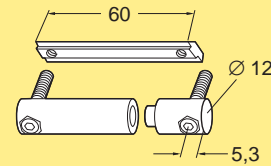


End cap for corner bracket  
Polyamide

**XFBE 30 C\***

Note. Use XFEE 30 C when XFFA 30 C is used with enclosure beams. See page 434.  
\*Note. Must be ordered in multiples of 10

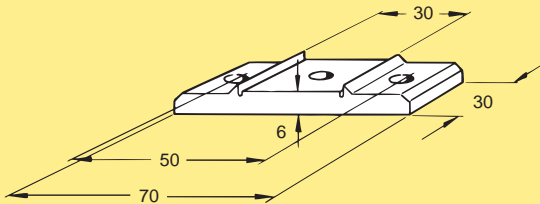
Fastener yoke 60 mm



Fastener yoke assembly  
Length 60 mm

**XFAF 60**

Mounting plate 30x70

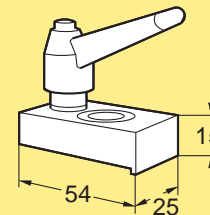


Mounting plate for beam XFBM ...x30  
Aluminium, anodized

**XFFB 30**

Mounting: MC6S 6x14 (2), BRB 6,4x12 (2), XFAN 6 (2) and MF6S 6x30

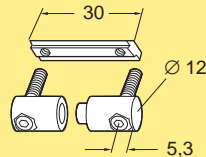
Drill fixture



Drill fixture for fastener yokes  
( $\varnothing 12,2$  mm)

**XFAD 12**

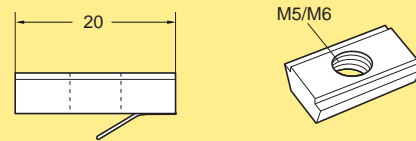
Fastener yoke 30 mm



Fastener yoke assembly  
Length 30 mm

**XFAF 30**

T-slot nut for System XF T-slot



T-slot nut for XF  
Steel, zinc-chromated

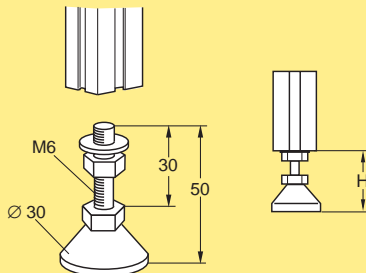
M5  
M5, multipack (500 pcs)  
M6  
M6, multipack (500 pcs)

**XFAN 5\***  
**5056131**  
**XFAN 6\***  
**5056130**

\*Note. Must be ordered in multiples of 10

Feet XF

Adjustable foot M6

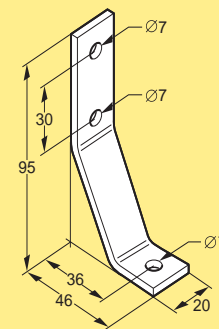


Adjustable foot  
H=28–36 mm  
Steel, electro-zinc-plated  
M6 thread

**XFFS 6x30**

Maximum vertical load 400 N

Floor attachment bracket

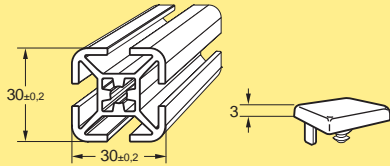


Floor attachment bracket  
Stainless steel

**XFFA 100 S**

Including the necessary mounting hardware

## Enclosure beam 30×30, four T-slots



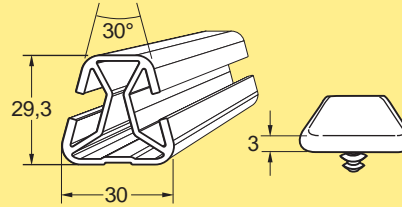
Enclosure profile, square section  
30 mm × 30 mm, four T-slots  
Aluminium, anodized  
Length 3 m (3030 ±5 mm)  
Length to order (30- 3000 mm)

**XFEB 3×30**  
**XFEB L×30**

End cap, polyamide, grey **XFEE 30\***

*With standard XF T-slots and hole for M6  
Beam weight: 0,92 kg/m  
\*Note. Must be ordered in multiples of 10*

## Enclosure beam, angular 30°



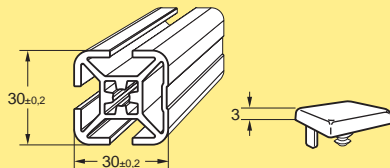
Enclosure profile, 30° angular section  
30 mm × 30 mm  
Aluminium, anodized  
Length 3 m (3030 ±5 mm)  
Length to order (30- 3000 mm)

**XFEB 3×30/30**  
**XFEB L×30/30**

End cap, polyamide, grey **XFEE 30/30\***

*Beam weight: 0,64 kg/m  
\*Note. Must be ordered in multiples of 10*

## Enclosure beam 30×30, three T-slots



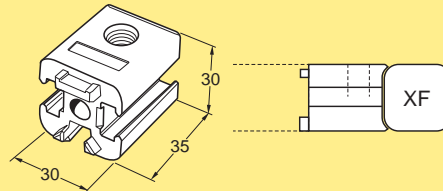
Enclosure profile, square section  
30 mm × 30 mm, three T-slots  
Aluminium, anodized  
Length 3 m (3030 ±5 mm)  
Length to order (30- 3000 mm)

**XFEB 3×30 T3**  
**XFEB L×30 T3**

End cap, polyamide, grey **XFEE 30\***

*With standard XF T-slots and hole for M6  
Beam weight: 0,91 kg/m  
\*Note. Must be ordered in multiples of 10*

## Enclosure connector kit

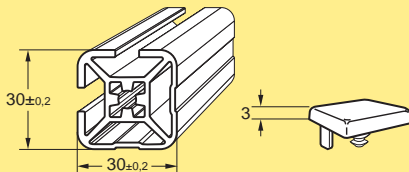


Enclosure connector kit  
Zinc, die-cast

**XFEB 30**

*Including the necessary mounting hardware*

## Enclosure beam 30×30, two T-slots



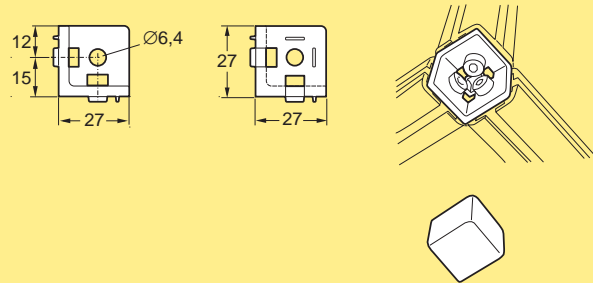
Enclosure profile, square section  
30 mm × 30 mm, two T-slots  
Aluminium, anodized  
Length 3 m (3030 ±5 mm)  
Length to order (30- 3000 mm)

**XFEB 3×30 T2**  
**XFEB L×30 T2**

End cap, polyamide, grey **XFEE 30\***

*With standard XF T-slots and hole for M6  
Beam weight: 0,91 kg/m  
\*Note. Must be ordered in multiples of 10*

## Angle bracket for corners

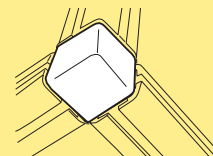


Angle bracket for corners  
Zinc, die-cast

**XFFA 30 C**

*Mounting: MC6S-TT 6×30 (3)*

## End cap



End cap for corner bracket when  
used with enclosure beams  
Polyamide

**XFEE 30 C**

*Note. Must be ordered in multiples of 10*

**Corner bracket**

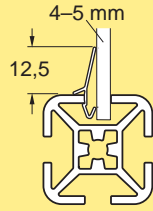
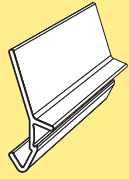
Corner bracket, four-pack kit  
Aluminium **5053010**  
*Including the necessary mounting hardware*

**Multiblock**

Multiblock  
Polyamide **XFAM 6**  
*Including M6 square nut*



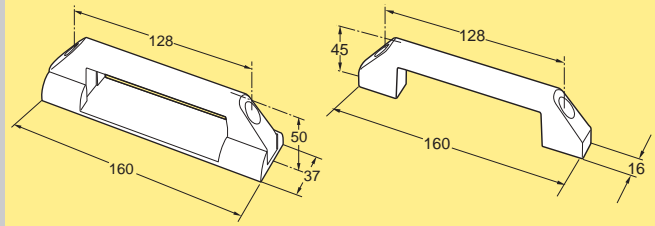
**Rim strip**



Rim strip  
Length 3 m  
Polyvinyl chloride, grey

**XFET 3 A**

**Handle assembly XC/XF, polyamide**

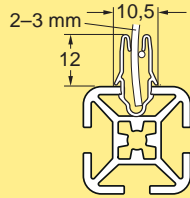
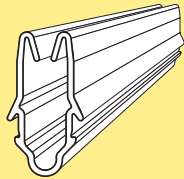


Handle assembly  
Polyamide

**XDEH 160**

*Including adapter plate for XC  
Mounting XF: MC6S 5x12 (2), XFAN 5 (2)*

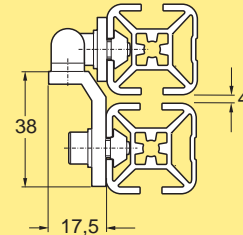
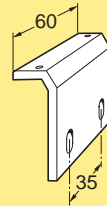
**Net strip**



Net strip  
Length 3 m  
Polyvinyl chloride, grey

**XFET 3 C**

**Ball latch lock kit XF-XF**

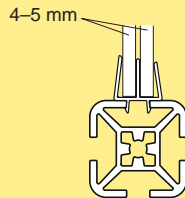
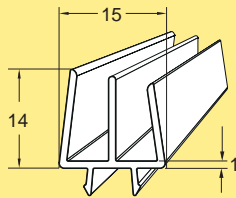


Ball latch lock kit  
Aluminium, anodized

**XFEL 60 B**

*Including ball latch and the necessary mounting hardware*

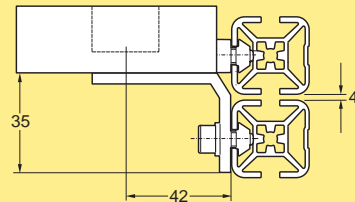
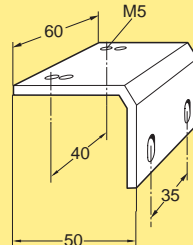
**Sliding door profile**



Sliding door profile  
Length 3 m  
Polyvinyl chloride, grey

**XFET 3 D**

**Safety switch bracket kit XF-XF**

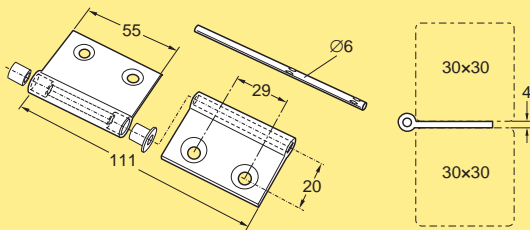


Safety switch bracket kit  
Aluminium, anodized

**XFEL 60 W**

*Including the necessary mounting hardware. For safety switches Schmersal AZ 15/16-B1 and Guardmaster Trojan 5 (not included).*

**Hinge kit XF-XF**

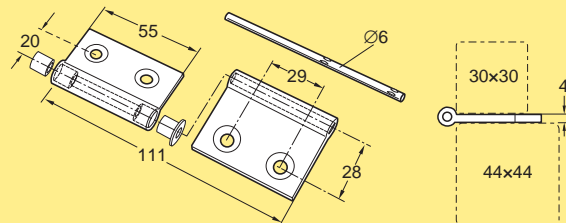


Hinge kit XF-XF  
Aluminium

**XFAH 110 B**

*Including the necessary mounting hardware*

**Hinge kit XF-XC**



Hinge kit XF-XC  
Aluminium, anodized

**XFAH 110 A**

*Including the necessary mounting hardware*

**Ball latch lock kit XF-XC**

Ball latch lock kit  
Aluminium, anodized **XFEL 60 BA**  
*Including ball latch and the necessary mounting hardware*

**Safety switch bracket kit XF-XC**

Safety switch bracket kit  
Aluminium, anodized **XFEL 60 WA**  
*Including the necessary mounting hardware. For safety switches Schmersal AZ 15/16-B1 and Guardmaster Trojan 5 (not included).*

**Sliding element for T-slot**

Sliding element for T-slot  
UHMW-PE **XFLB 25x50**  
*Including screws and nut*

