

Applications



FlexLink applications for the bearing industry

990327

FlexLink electric driven Pick & Place unit

FlexLink electrically-driven Pick & Place unit makes it possible to use several effective units in one compact line



PROBLEM

To create a compact handling station for several Pick & Place units within a restricted floor area.

For several Pick & Place units to operate within the same area it is a problem to have an individual drive system. If all are to operate within the same area all need to be placed on individual axles, a solution which is both expensive and difficult to encompass



SOLUTION

To utilise one drive shaft for multiple drives.

The electrically driven Pick & Place units is used to drive FlexLink XC sleds along a horizontal beam. Several Pick & Place units can be used on the same beam. It also has the advantage that the motor and drive are moved with the sled unit and this allows several units to operate within the same area.




BENEFITS

Multiple drives on the same linear guide

As several Pick & Place units can be assembled on the same drive belt, it is very easy to install new Pick & Place units on the same drive belt. This gives a reduced costs through increasing the production cycle in small stages. As the saddles are moved together with the stepping motor along the operating distance, the Pick & Place unit can be working within the same area. Another advantage is that several different operations can be carried out at the same workplace by using several drives at the same time. This results in quicker production cycles utilising smaller area resulting in lower total costs.

Other important advantages are precise transportation.

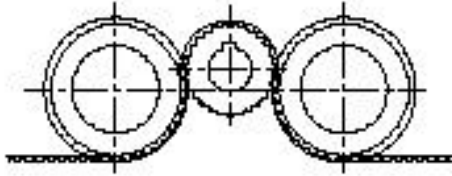


Stepping motor for side movement of the P & P unit.

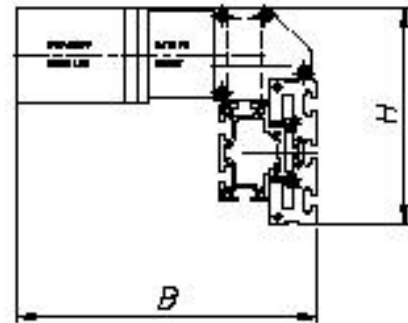
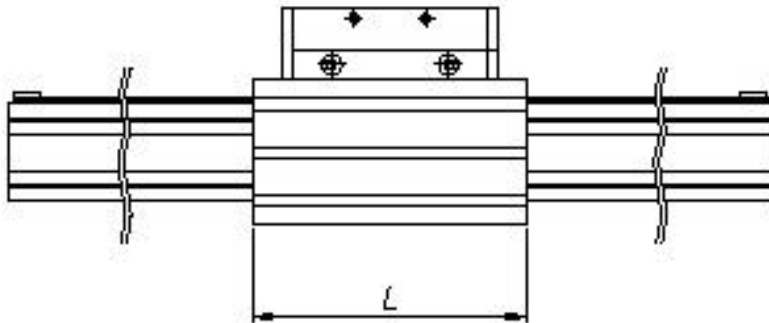
Function

The electrically-driven Pick & Place unit is driven by a stepping-motor which is assembled together with the drive on a FlexLink XC sled unit. The drive belt which is directly fastened to the XC beam is wound around a gear wheel which is assembled within the drive casing and when rotating the gear wheel the drive unit moves along the drive belt. As the drive belt is not moving, several drives can be assembled on the same belt.

DRIVING PRINCIPLE



Drive unit for Pick & Place application.




Technical Specifications

External dimensions: 250 x 275 x 200 mm (L x B x H)

Sledge unit measurement: XCLZ 250 x 132 mm

The system is driven by a 325 V 3-phase motor.



Enquiries

Enquiries about the FlexLink electrically-driven Pick & Place unit can be made at your local FlexLink office.

Each Pick & Place unit is customer order-related with FlexLink standard components as the basis. The unit is installed and tested on delivery. FlexLink can supply complete turnkey systems or units without control equipment. In your enquiry please quote the reference number of the unit and state your technical specifications.

Reference number.

Electrically-driven Pick & Place unit: 990327

We will contact you with an offer along with drawings and assembly dimensions for your particular requirements:

Originally printed in Swedish, publication no: 3935234

The information in this document is not binding. We reserve the right to make alterations without prior notification.