

Fasteners

Screws, nuts, washers for conveyors

Fasteners for conveyor T-slots

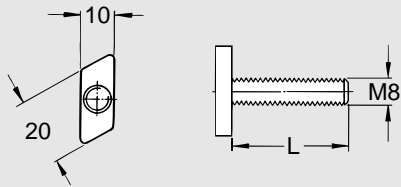


Introduction

A typical feature of FlexLink conveyor beams is the T-slot, which is used for easy connection of support components and accessories. The T-slot configurations and dimensions vary depending on the beam type and size. See the individual conveyor system sections for more information about T-slots. The photo shows the XLAT series of T-slot screws, with corresponding locking nut and washer. The advantage of using this type of screw is that it can be inserted anywhere along the beam.

T-slot products for conveyor beams

T-bolt for conveyor beam



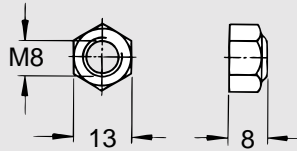
T-bolt M8

- L= 17 mm
- L= 24 mm
- L= 35 mm
- L= 53 mm
- L= 71 mm

- XLAT 17**
- XLAT 24**
- XLAT 35**
- XLAT 53**
- XLAT 71**

Note. Must be ordered in multiples of 50

Nut for T-bolt

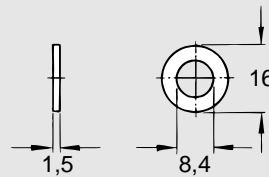


Locking nut M8 for T-bolt

XLAN 8

Note. Must be ordered in multiples of 50

Washer for T-bolt




Flat washer for T-bolt

BRB 8,4×16

Note. Must be ordered in multiples of 50

Fasteners for support system T-slots

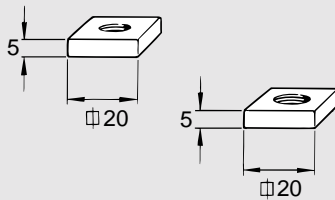


Introduction

Slot nuts are used for connections to the structural system T-slots. Type XCAN T-slot nuts are suitable for the Type XC support beams listed in *Conveyor support components*.

T-slot products for support system

Square nut for System XC T-slot

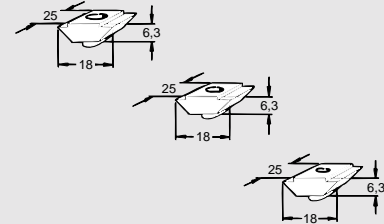


Square nut for XC
M8 thread
M6 thread

XLAQ 8
XLAQ 6

Note. Must be ordered in multiples of 50

T-slot nut for System XC T-slot



T-slot nut for XC
Steel, zinc-chromated
M8 thread
M6 thread
M5 thread

XCAN 8
XCAN 6
XCAN 5

Note. Must be ordered in multiples of 10

Standard screws, nuts and washers



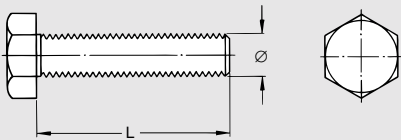
Introduction

This catalogue lists a number of standard screws, nuts and washers which are needed frequently when building conveyor applications. Locking levers are recommended replacements for screws or nuts when frequent readjustment of a screw/nut connection are needed.

A selection of screws and nuts in stainless steel are also available.

Screws

Hex head screw – DIN ISO 4017



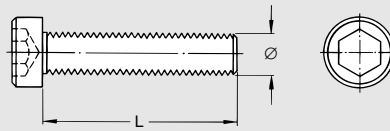
Hex head screw – DIN ISO 4017

| | |
|--------------------|---------------------|
| M5, L=12 mm, Ø5 mm | M6S 5×12 |
| M8, L=12 mm, Ø8 mm | M6S 8×12 A4* |
| M8, L=14 mm, Ø8 mm | M6S 8×14 |
| M8, L=16 mm, Ø8 mm | M6S 8×16 |
| M8, L=18 mm, Ø8 mm | M6S 8×18 |
| M8, L=20 mm, Ø8 mm | M6S 8×20 A4* |
| M8, L=25 mm, Ø8 mm | M6S 8×25 A4* |
| M8, L=30 mm, Ø8 mm | M6S 8×30 |

Note. Must be ordered in multiples of 50

*Stainless steel

Hex socket head screw, low profile – DIN 7984

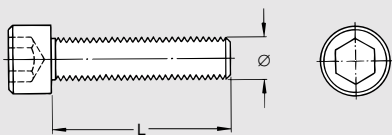


Hex socket head screw, low profile – DIN 7984

| | |
|---------------------|-------------------|
| M5, L= 8 mm, Ø5 mm | MLC6S 5×8 |
| M5, L=10 mm, Ø 5 mm | MLC6S 5×10 |
| M5, L=20 mm, Ø 5 mm | MLC6S 5×20 |
| M6, L=12 mm, Ø 6 mm | MLC6S 6×12 |
| M8, L=14 mm, Ø 8 mm | MLC6S 8×14 |
| M8, L=30 mm, Ø 8 mm | MLC6S 8×30 |
| M8, L=35 mm, Ø 8 mm | MLC6S 8×35 |

Note. Must be ordered in multiples of 50

Hex socket head screw, standard – DIN 912, ISO 4762



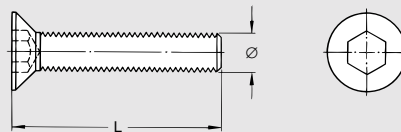
Hex socket head screws, standard – DIN 912, ISO 4762

| | |
|--------------------|----------------------|
| M5, L=12 mm, Ø5 mm | MC6S 5×12 |
| M5, L=20 mm, Ø5 mm | MC6S 5×20 |
| M5, L=35 mm, Ø5 mm | MC6S 5×35 |
| M6, L=14 mm, Ø6 mm | MC6S 6×14 |
| M6, L=16 mm, Ø6 mm | MC6S 6×16 |
| M6, L=16 mm, Ø6 mm | MC6S 6×16 A4* |
| M6, L=25 mm, Ø6 mm | MC6S 6×25 A4* |
| M6, L=30 mm, Ø6 mm | MC6S 6×30 |
| M6, L=50 mm, Ø6 mm | MC6S 6×50 |
| M8, L=14 mm, Ø8 mm | MC6S 8×14 |
| M8, L=30 mm, Ø8 mm | MC6S 8×30 |

Note. Must be ordered in multiples of 50

*Stainless steel

Hex socket head screw, countersunk – DIN 7991



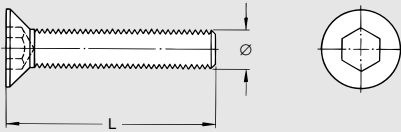
Hex socket head screw, counter-sunk - DIN 7991

| | |
|--------------------|------------------|
| M6, L=12 mm, Ø6 mm | MF6S 6×12 |
| M6, L=14 mm, Ø6 mm | MF6S 6×14 |
| M6, L=16 mm, Ø6 mm | MF6S 6×16 |
| M6, L=30 mm, Ø6 mm | MF6S 6×30 |
| M8, L=18 mm, Ø8 mm | MF6S 8×18 |
| M8, L=30 mm, Ø8 mm | MF6S 8×30 |
| M8, L=40 mm, Ø8 mm | MF6S 8×40 |

Note. Must be ordered in multiples of 50

Screws (continued)

Selftapping screw, countersunk

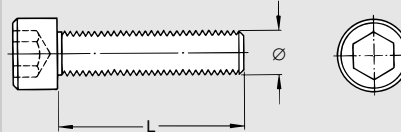


Selftapping screw
M8, L=30 mm, Ø8 mm
Countersunk

MF6S-TT 8x30

Note. Must be ordered in multiples of 50

Selftapping screw, hex socket head



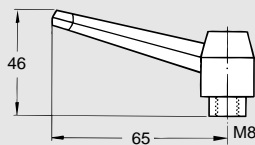
Selftapping screw
M6, L=30 mm, Ø6 mm
Hex socket head

MC6S-TT 6x30

Note. Must be ordered in multiples of 50

Locking levers, nuts, washers

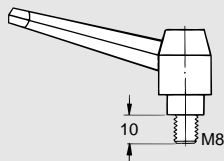
Locking lever, nut type



Locking lever with M8 thread

XLAL 8

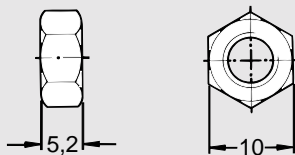
Locking lever, screw type



Locking lever with M8 screw
Thread length 10 mm

XLAL 8x10

Nut – DIN ISO 4032

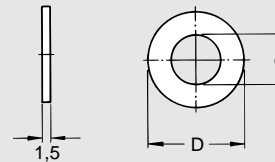


M6 nut
M6 nut, stainless steel

M6M M6
M6M M6 A4

Note. Must be ordered in multiples of 50

Washers



Flat washer

For M5, d=5,3 mm, D=10 mm

For M6, d=6,4 mm, D=12 mm

For M6, d=6,4 mm, D=12 mm

For M8, d=8,4 mm, D=16 mm

For M8, d=8,4 mm, D=16 mm

For M8, d=8,4 mm, D=24 mm

BRB 5,3x10

BRB 6,4x12

BRB 6,4x12 A4*

BRB 8,4x16

BRB 8,4x16 A4*

BRB 8,4x24 A4*

Note. Must be ordered in multiples of 50

**Stainless steel*

